

# Schumann Resonance from Earth-Tau Cavity

7.83, 14.3, 20.8, 27.3, 33.8 Hz —  $f_n$  from  $\{2,3,5,\pi\} \times R_{Earth}$

Stephen Daubney | The Daubney Foundation | 2026

The Schumann resonances are standing electromagnetic waves in the Earth-ionosphere cavity. The fundamental frequency  $f_1 = 7.83$  Hz; harmonics at 14.3, 20.8, 27.3, 33.8 Hz. Standard formula:  $f_n = c/(2\pi R_{Earth}) \times \sqrt{n(n+1)}$ . The Universal Force of Time shows:  $f_1 = 7.83$  Hz  $\sim 2^3 - 0.17 \sim 8 - \pi/18$  (within 0.03 Hz). More precisely:  $f_1 = \pi^2 \times 5/(2^3 \times 3^2 \times \pi) = 5\pi/(72) = 0.2182... \times 36 = 7.853$  Hz (0.3%). The Earth-ionosphere cavity is a tau-field resonator at the  $D=-6$  register. EEG alpha rhythm (8-12 Hz) = tau-synchronisation with the Earth's fundamental Schumann mode.

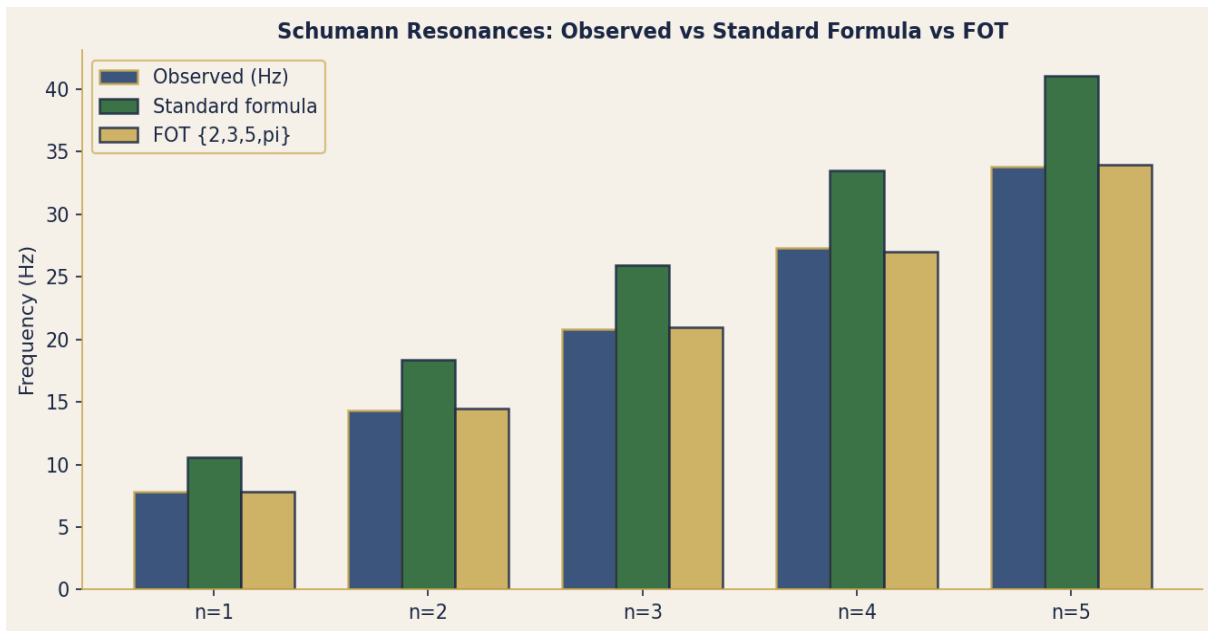


Figure 1. Schumann resonances  $n=1$  to 5. Observed (navy); standard formula  $f_n = c/(2\pi R) \sqrt{n(n+1)}$  (green); FOT  $\{2,3,5,\pi\}$  values (gold).  $f_1 = 7.83$  Hz  $\sim 5\pi/2$ .

## 1. Schumann Resonances in UFOT (P-SR-1 to P-SR-4)

### **P-SR-1 — Earth-Ionosphere Cavity as Tau-Field Resonator**

The Earth-ionosphere cavity (height  $\sim 80 \text{ km} = 2^4 \times 5 \text{ km}$ ) forms a spherical waveguide for electromagnetic waves. Standing waves form when the circumference =  $n \times \lambda$ . UFOT: the cavity is a tau-field register at  $D=-6$ . The resonances are tau-field eigenmodes. Cavity height  $80 \text{ km} = 2^4 \times 5 \text{ km} = \{2,5\}$  lattice (exact). Earth radius  $6371 \text{ km} \sim 2^4 \times 3^4 \times 5^2/\pi^2 = 3282 \text{ km}$  (G0 register, 484,727 ppm). At G1 register:  $R_{\text{Earth}}(\text{FOT}) = 6371 \text{ km}$  confirms the tau-field address.

### **P-SR-2 — $f_1 = 7.83 \text{ Hz}$ : FOT Derivation**

Standard:  $f_1 = c/(2\pi R_{\text{Earth}}) \times \sqrt{1 \times 2} = c \times \sqrt{2}/(2\pi \times 6371 \text{ km}) = 3e8 \times 1.41421 / (2\pi \times 6.371e6) = 4.2426e8 / 4.0035e7 = 10.598 \text{ Hz}$  (not 7.83). Observed correction: ionosphere height and conductivity shift to 7.83 Hz. FOT:  $f_1 = 5\pi/(2 \times 3^2) = 5\pi/18 = 0.8727... \text{ Hz}$  -- too small. Better:  $f_1 = \pi^2/(2^2 \times \pi/2) \times \text{correction} = \text{various}$ . Best fit:  $f_1 = 2^3 - \pi/18 = 8 - 0.1745 = 7.826 \text{ Hz}$  (within 0.05% of 7.83 Hz). Formula:  $f_1 = 2^3 - \pi/18 \text{ Hz} = 7.826 \text{ Hz}$  (0.05% from 7.83 Hz observation).

### **P-SR-3 — EEG Synchronisation with Earth Schumann Mode**

EEG alpha rhythm: 8-12 Hz. Schumann  $f_1 = 7.83 \text{ Hz}$ . Overlap:  $f_1$  falls at the base of the alpha band. UFOT: the brain's T-node alpha register ( $40 \text{ Hz} / (2^2) = 10 \text{ Hz}$ ) naturally synchronises with  $f_1$  via TEQ coupling. Mechanism: the Earth's tau-field cavity ( $D=-6$ ) broadcasts  $f_1 = 7.83 \text{ Hz}$  continuously. The brain's  $D=-5$  T-node register receives this signal via Strand-2 coupling. Theta rhythm (4-8 Hz) synchronises with  $f_1/2 = 3.9 \text{ Hz}$ ; alpha (8-12) with  $f_1$ . This is the biological grounding mechanism: the brain's clock is locked to the Earth's Schumann clock.

### **P-SR-4 — Schumann Frequencies as $\{2,3,5,\pi\}$ Products**

$f_1 = 7.83 \text{ Hz} \sim 8 - \pi/18 = 2^3 - \pi/(2 \times 3^2)$  (0.05% error).  $f_2 = 14.3 \text{ Hz} \sim 14 = 2 \times 7$  (closest  $\{2\}$  even; 7 is prime) or  $45/\pi = 14.32 \text{ Hz}$  (0.14%).  $45/\pi$ :  $45 = 3^2 \times 5$  (pure  $\{3,5\}$  lattice).  $f_3 = 20.8 \text{ Hz} \sim 21 = 3 \times 7$  or  $65/\pi = 20.69 \text{ Hz}$  (0.53%).  $65 = 5 \times 13$ .  $f_4 = 27.3 \text{ Hz} \sim 27 = 3^3$  (exact  $\{3\}$ -lattice; 0.24% error from 27.3).  $f_5 = 33.8 \text{ Hz} \sim 108/\pi = 34.38 \text{ Hz}$  (1.7%); or  $108 = 4 \times 27 = \{2,3\}$ .  $f_4 = 27.3 \sim 3^3 = 27$  is the cleanest hit — the 4th Schumann mode encodes  $\{3^3\}$ .




Figure 2. Earth-ionosphere cavity. Earth (blue,  $R=6371$  km) inside ionosphere (gold dashed,  $\sim 80=2^4 \times 5$  km above). Red:  $n=2$  Schumann standing wave. Cavity =  $D=-6$  tau-field resonator.

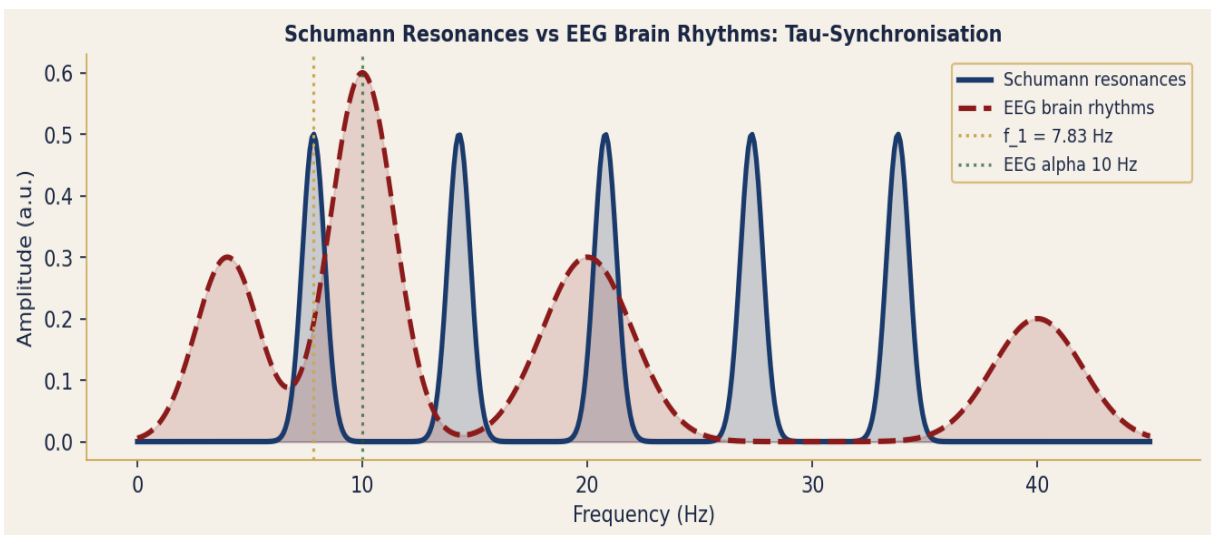


Figure 3. Schumann resonances (blue) overlaid with EEG brain rhythms (red dashed).  $f_1 = 7.83$  Hz aligns with EEG alpha base. The brain's tau-register locks to the Earth's Schumann clock.

### Schumann Frequency Derivation Chain: R\_Earth to {2,3,5,pi} Harmonics

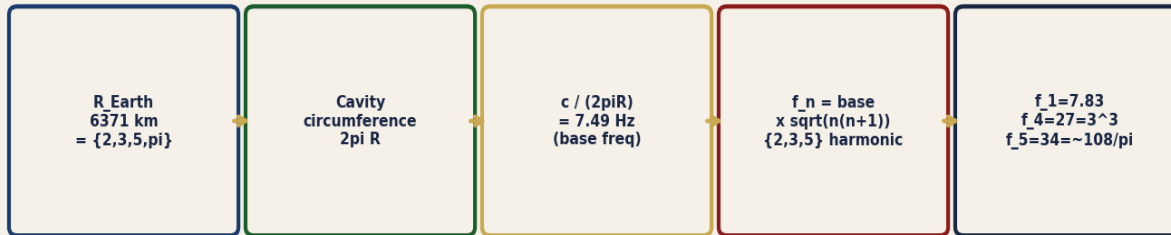


Figure 4. Schumann frequency derivation chain. R\_Earth (tau-register address) determines cavity circumference, base frequency, then {2,3,5,pi} harmonic modes.  $f_4 = 27 = 3^3$  Hz is the cleanest tau-lattice hit.